

Types of Hitches



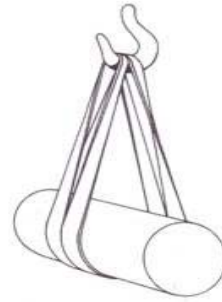
NOEUD COULANT

“Choker”



ATTACHE VERTICALE


“Vertical”



ATTACHE EN PANIER

“Basket”

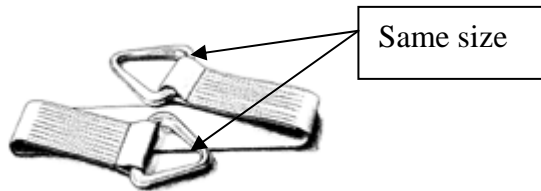
Triangle and Choker Web Slings



Triangle and Choker Sling

Type 1

Type 1 Slings can be used in choker hitch, and will give extended life where damage to the ends of a sling is a problem.



Triangle and Triangle Sling

Type 2

Type 2 Slings are the same as Type 1 Slings except that they are limited to vertical or basket hitches.

Eye & Eye Slings



Eye & Eye

Type 3

Type 3 slings are furnished with an eye on each end in a flat configuration to allow for passage through narrow spaces.



Twisted Eye

Type 4

Type 4 slings are the same as Type 3 Slings except the eyes are twisted before sewing which allows for better choker hitch and the eyes rest together better on a hook when it is used in a basket hitch.

Endless Nylon Web Slings

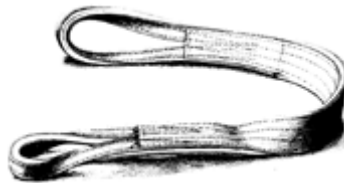


Endless Sling

Type 5

Type 5 Slings are one of the strongest, simplest in construction and most versatile. It can be used in any hitch configuration.

Special Reversed Eye Sling



Special Reversed Eye Slings

These slings are the toughest and most durable of all web slings. The eyes are covered so as to resist abrasive wear and tear. Special Reversed Eye Slings work well with all hitches.